


WINCH Counter

Installation

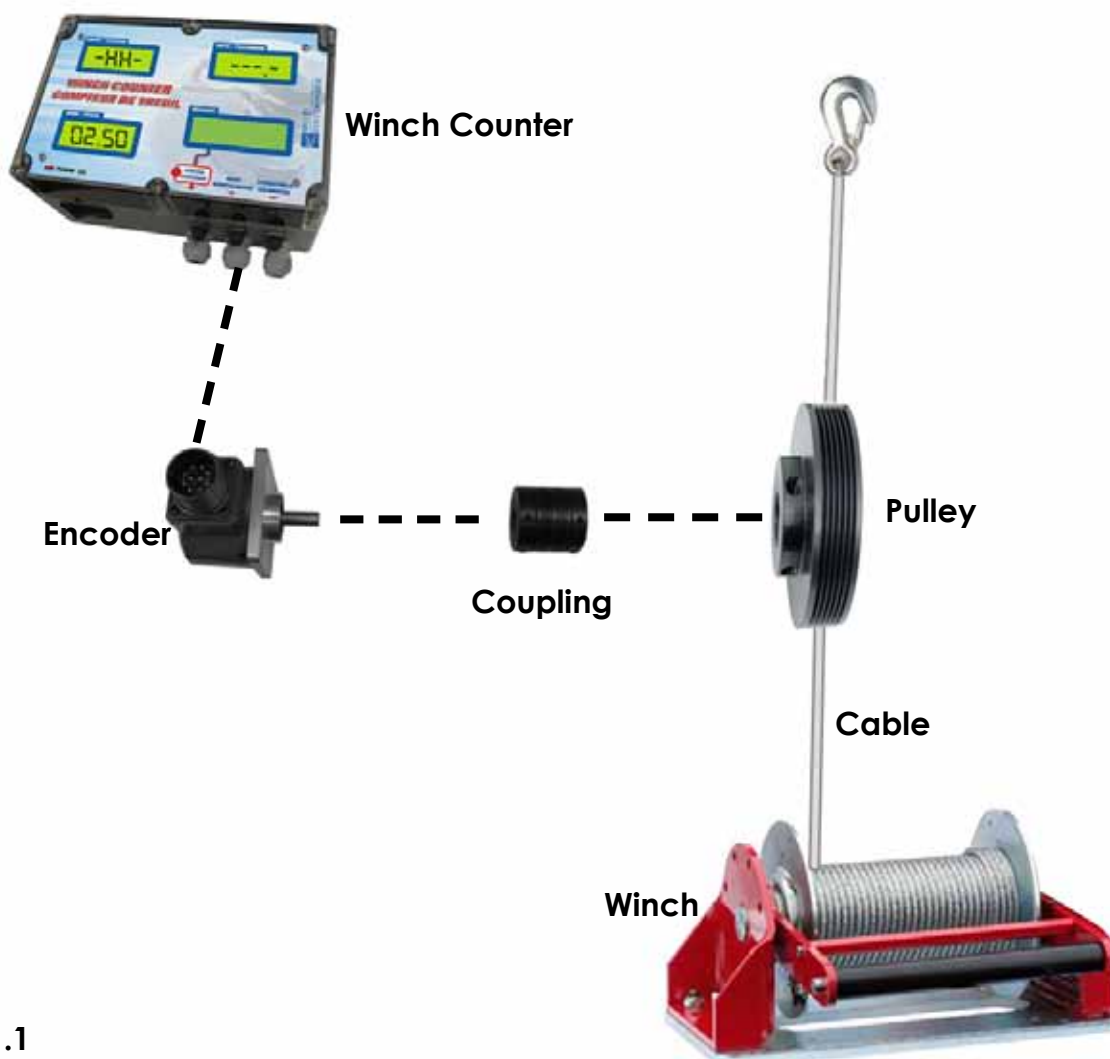


Winch Counter suggested installation model

Each and every winch is unique and the mechanism allowing the encoder to rotate differs from one winch and another. There is no winning procedure, the user must customize the installation depending on his needs.

During the installation, the mechanic places a digital rotary encoder on a pulley where the cable pass. Once the pulley is in motion, the encoder moves and sends signals to the device.

Here are some pictures to guide you to create your own encoder installation system.




picture 1.1
installation




picture 2.1
Rotary encoder



picture 2.2




picture 3.1




picture 3.2



picture 4.1



picture 4.2



picture 5.1